

# DB/DR Series 42 ÖBB Series 42 for TS Classic



## User Manual

Version 2.1 Build 20230420

## Contents

|  |    |
|--|----|
| Deutsche Bundesbahn/Reichsbahn BR 42 ..... | 3  |
| Installation.....                          | 4  |
| TS Object Browser Index .....              | 5  |
| Cab layout.....                            | 7  |
| Scenarios .....                            | 10 |
| Colophon and credits .....                 | 13 |

## Disclaimer DoveTail Games Ltd.

IMPORTANT NOTICE. This is user generated content designed for use with DoveTail Games Limited's train simulation products, including Train Simulator 2015. DoveTail Games Limited does not approve or endorse this user generated content and does not accept any liability or responsibility regarding it.

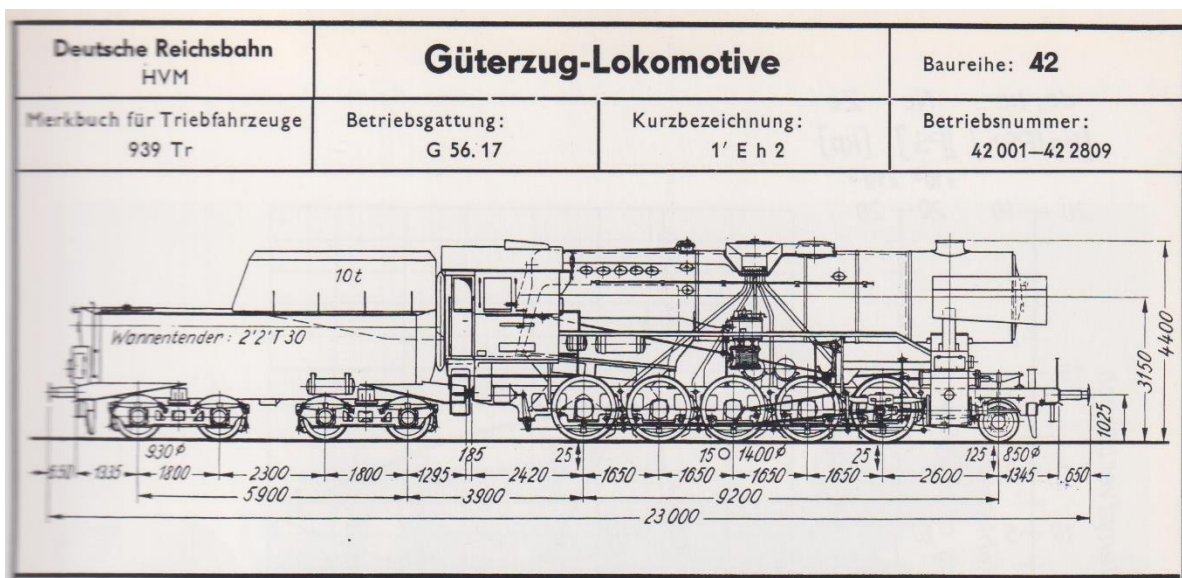
This user generated content has not been screened or tested by DoveTail Games Limited. Accordingly, it may adversely affect your use of DoveTail Games's products. If you install this user generated content and it infringes the rules regarding user-generated content, DoveTail Games Limited may choose to discontinue any support for that product which they may otherwise have provided.

The RailWorks EULA sets out in detail how user generated content may be used, which you can review further here: [www.railsimulator.com/terms](http://www.railsimulator.com/terms). In particular, when this user generated content includes work which remains the intellectual property of DoveTail Games Limited and which may not be rented, leased, sub-licensed, modified, adapted, copied, reproduced or redistributed without the permission of DoveTail Games Limited."



# Deutsche Bundesbahn/Reichsbahn BR 42

The series 42 was created as the third Austerity Steam Locomotive (KDL 3). Henschel and Schwartzkopff delivered the first series 42 engines in 1943. In contrast to the Series 52 austerities that emerged from the Series 50, the BR 42s were a completely new construction. The originally planned numbers were not realized because of the war, the industry delivered a total of 865 machines. Due to continued production in Poland and Austria (WLF) after the war, the number eventually increased to 1,063 machines. 701 locomotives remained in the western zones, many of which, however, were not operational. The DB parted with them quite quickly, the last one being stricken on March 27, 1956. The Series 42 enjoyed a longer period of operational activity with the DR, which lasted well into the Sixties, as well as in Poland, Bulgaria and Austria. In Luxembourg, however, the 5519 (planned as 42 2718, constructed in 1948 by WLF) has been restored in running condition. The ÖGEG have an ex-Bulgarian engine in their possession, renumbered as 42 2750.



# Installation

The DB BR 42 by Wilbur Graphics is supplied as a .zip file and contains the following objects in addition to a Readme\_EN.txt:

- Folder Manuals\Wilbur Graphics with German, English and Dutch manuals:

WG\_DB\_BR\_42\_Handbuch\_V2\_1.pdf  
WG\_DB\_BR\_42\_Manual\_V2\_1.pdf  
WG\_DB\_BR\_42\_Handleiding\_V2\_1.pdf

- Installer WG\_DB\_BR\_42\_V21\_build\_20230420.exe

After the installation .exe has been activated, a few choices and input options follow:

- Language selection (Dutch/English/French/German)
- Acceptation of the License Terms (EULA)

Read the **release notes.txt** for recent changes, etc.

## Notes on installation

- You need to first unpack the zipped files before commencing installation
- If the installer can't find the Railworks folder please make sure that the Windows Registry correctly points to the Railworks folder. This situation normally only happens when you have manually moved your Steam environment to another PC or Harddrive. You should always install Steam to the new location to fix the registry.

# TS Object Browser Index



| Scenario Editor name    | Folder     | Object name      |
|-------------------------|------------|------------------|
| <b>WG DB BR 42 1592</b> | Rollmat_de | WG_DB_BR_42_1592 |
| <b>WG DB BR 42 1596</b> | Rollmat_de | WG_DB_BR_42_1596 |
| <b>WG DB BR 42 1603</b> | Rollmat_de | WG_DB_BR_42_1603 |
| <b>WG DR BR 42 1409</b> | Rollmat_de | WG_DR_BR_42_1409 |
| <b>WG DR BR 42 1792</b> | Rollmat_de | WG_DR_BR_42_1792 |
| <b>WG DR BR 42 1814</b> | Rollmat_de | WG_DR_BR_42_1814 |

## Preload Consists

- WG DB 42 1592 (light engine)
- WG DB 42 1592 w/coal train
- WG DB 42 1592 w/helper engine and iron ore
- WG DB 42 1596 (light engine)
- WG DB 42 1596 w/mixed goods
- WG DB 42 1603 (light engine)
- WG DB 42 1603 w/tankers
- WG DR 42 1409 (light engine)
- WG DR 42 1409 w/coal train
- WG DR 42 1792 (light engine)
- WG DR 42 1792 w/mixed goods
- WG DR 42 1814 (light engine)
- WG DR 42 1814 w/tankers






| Scenario Editor name   | Folder      | Object name        |
|------------------------|-------------|--------------------|
| <b>WG OBB 42.2513</b>  | Rollmat_OBB | WG_OBB_Rh_42_2513  |
| <b>WG OBB 42.2708</b>  | Rollmat_OBB | WG_OBB_Rh_42_2708  |
| <b>WG OGEG 42 2750</b> | Rollmat_OBB | WG_OGEG_Rh_42_2750 |

## Preload Consists


- WG OBB 42 2513 (light engine)
- WG OBB 42 2513 w/ore train
- WG OBB 42 2708 (light engine)
- WG OBB 42 2708 w/mixed goods
- WG OGEG 42 2750 (light engine)
- WG OGEG 42 2750 w/orient express



## Cab layout




|   |                      |            |
|---|----------------------|------------|
| 1 | Train signals        | H/SHIFT+H  |
| 2 | Shunting signals     | CTRL + F9  |
| 3 | Instrument lighting  | CTRL + F11 |
| 4 | Cab lighting         | CTRL + F12 |
| 5 | Link motion lighting | CTRL + F10 |




|   |                     |           |    |          |       |
|---|---------------------|-----------|----|----------|-------|
| 6 | Train brake         | : / '     | 9  | Sander   | X     |
| 7 | Air compressor      | CTRL+0    | 10 | Reverser | W / S |
| 8 | Firebox door handle | F/SHIFT+F |    |          |       |

**Air compressor and generator must be started before driving the loc (hand wheel 7 or CTRL + 0).**




|    |                         |       |    |                          |        |
|----|-------------------------|-------|----|--------------------------|--------|
| 12 | Manometer               |       | 19 | Whistle, long            | SPATIE |
| 14 | Water gauge             |       |    | Whistle, short           | N      |
| 15 | Regulator               | A / D | 20 | Steamchest pressure      |        |
| 16 | Tachometer              |       | 21 | Engine brake             | [ / ]  |
| 17 | Air Brake Pipe Pressure |       | 22 | Brake cylinders pressure |        |
| 18 | Main reservoir          |       |    |                          |        |



|    |             |               |    |           |
|----|-------------|---------------|----|-----------|
| 13 | Water gauge |               | 24 | Injectors |
| 23 | Blower      | , / SHIFT + , |    |           |





10 | Reverser  
11 | Dampers

| W / S  
| M / SHIFT + M

| 12 | Cylinder cocks

| C

# Scenarios

The rolling stock required for the scenarios mentioned here is part of this release. To run these scenarios, the [Grenzlandbahn](#) and the [Semmeringbahn](#) must already have been installed.

Because TS always shows English text elements for Dutch users, we have made separate versions of our scenarios for these customers, in which the English text building blocks have been replaced by Dutch translations, recognizable by the prefix [NL]

## Grenzlandbahn

| <i>Scenario name</i>                                      | <i>Soort</i> | <i>Type</i> | <i>Min.</i> |
|---|--------------|-------------|-------------|
| <b>28 [BR 42] Freight service Ruyschbeeck-Eckhagen</b>    | TT           | G           | 55          |
| <b>31 [BR 42] Double heading 'Long Hotel' to Eckhagen</b> | TT           | G           | 60          |



### **28 [BR 42] FREIGHT SERVICE RUYSCHBEECK-ECKHAGEN**

Drive a mixed goods to Eckhagen headed by a Series 42.



### ***31 [BR 42] DOUBLE HEADING 'LONG HOTEL' TO ECKHAGEN***

**Based on an idea and realized by © Reinhart190953**

Due to striking dock workers in Emden iron ore traffic to the Saar has been diverted to Rotterdam. From there, a 4000 tons iron ore train has just arrived at Koppelstock Opstel, where the DB will take over. In the lead cab you are in charge of this double headed goods service to Eckhagen with two Series 42 engines.

# Semmeringbahn

| <i>Scenario name</i>                                | <i>Soort</i> | <i>Type</i> | <i>Min.</i> |
|---|--------------|-------------|-------------|
| <b>WG [Rh 42 OGEG] Fans Special</b>                 | ST           | P           | 45          |
| <b>[NL] WG [Rh 42] Goederentrein naar Gloggnitz</b> | ST           | G           | 45          |



## ***WG [Rh 42 OGEG] FANS SPECIAL***

On the Semmeringbahn today the ÖGEG have a Members Special scheduled to Mürzzuschlag with ex-DB and DR-coaches. There you will be relieved. Keep an eye on your tacho, especially when descending the section after the Semmering tunnel.



## ***WG [Rh 42] FREIGHT SERVICE TO GLOGGNITZ***

You are heading a goods service with this Reihe 42 from Muerzzuschlag to Gloggnitz.



# Colophon and credits

## Development and production:

© Wilbur Graphics, Henk van Willigenburg ( [www.wilburgraphics.com](http://www.wilburgraphics.com) )

## Sound effects WG steam locos:

© Michel R.

## Tips and advice:

ChrisTrains.com

TrainworX (Paul Mersel)

Ton van Schaik

## Scenarios:

© Reinhart 190953

Wilbur Graphics (Henk van Willigenburg, Ton van Schaik)

## Testing:

Ton van Schaik, Reinhart190953, Stoker031074

## Facebook:

*Wilbur Graphics*

<https://www.facebook.com/wilburgraphicspage/>

Version 2.1 build 20230420

