

# DB Series 01.10 for TS Classic

Version 3.1



## Contents

Background.....	3
Deutsche Bundesbahn BR 01 <sup>10</sup> .....	3
Installation.....	4
TS Object Browser Index .....	5
Cab Operation .....	6
Scenarios .....	8
Colophon/Credits .....	10

## Disclaimer DoveTail Games Ltd.

IMPORTANT NOTICE. This is user generated content designed for use with DoveTail Games Limited's train simulation products, including Train Simulator 2015. DoveTail Games Limited does not approve or endorse this user generated content and does not accept any liability or responsibility regarding it.

This user generated content has not been screened or tested by DoveTail Games Limited. Accordingly, it may adversely affect your use of DoveTail Games's products. If you install this user generated content and it infringes the rules regarding user-generated content, DoveTail Games Limited may choose to discontinue any support for that product which they may otherwise have provided.

The RailWorks EULA sets out in detail how user generated content may be used, which you can review further here: [www.railsimulator.com/terms](http://www.railsimulator.com/terms). In particular, when this user generated content includes work which remains the intellectual property of DoveTail Games Limited and which may not be rented, leased, sub-licensed, modified, adapted, copied, reproduced or redistributed without the permission of DoveTail Games Limited."

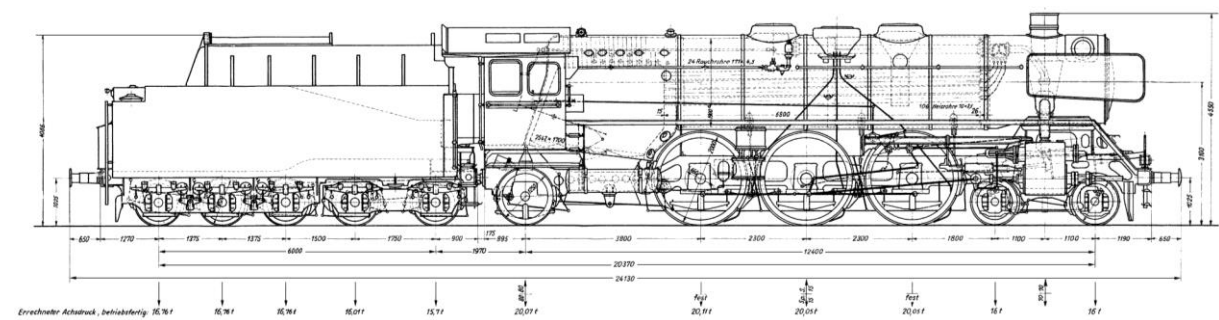


# Background

## Deutsche Bundesbahn BR 01<sup>10</sup>

From 1937 on the former Deutsche Reichsbahn put 55 3-cylinder locomotives into service for running heavy express trains. The outbreak of WW2 thwarted the planned delivery of 250 of these streamlined locomotives. This cladding was removed after 1945, and in 1953 it was decided to replace all boilers by new construction. Towards the end of the fifties 34 engines were converted to oil-firing. After that they belonged to the most powerful German steam locomotives. Until the end of 1974 their serviceable number had been greatly reduced, but no less than 10 engines have survived (still round 18 pct. of all construction) - all of them as preserved locomotives in good maintenance condition. At this moment, two of them are serviceable (UEF 01 1066 and SSN 01 1075) and some of them are being prepared for full restoration. One loco, no. 01 1063 has become a memorial in front of the Braunschweig Central Station.

(Obermayer, Taschenbuch der Eisenbahn / <http://www.eisenbahn-museumsfahrzeuge.com>).



© DGEG

More information can be found on the Internet, e.g.:

<http://www.eisenbahn-museumsfahrzeuge.com/index.php/deutschland/>

or

[https://de.wikipedia.org/wiki/DR-Baureihe\\_01.10](https://de.wikipedia.org/wiki/DR-Baureihe_01.10)

# Installation

The DB BR 01.10 von TrainworX/Wilbur Graphics is supplied as a .zip file and contains the following objects in addition to a Readme\_EN.txt:

- Folder Manual\TrainworX with German, English and Dutch manuals:

WG\_DB\_BR\_01\_10\_Handbuch\_V3\_0.pdf  
WG\_DB\_BR\_01\_10\_Manual\_V3\_0.pdf  
WG\_DB\_BR\_01\_10\_Handleiding\_V3\_0.pdf

- Installer TwX\_BR\_01\_10\_V30.exe

After the installation .exe has been activated, a few choices and input options follow:

- Language selection (Dutch/English/French/German)
- Acceptation of the License Terms (EULA)

Read the **release notes.txt** for recent changes, etc.

## Notes on installation

- You need to be connected to the internet
- You need the activation code that you can find in your account
- If the activation does not succeed please switch off any software that might block the connection
- You DO NOT need to re-download the software if the installation fails, please fix above and retry
- You need to first unpack the zipped files before commencing installation
- If the installer can't find the Railworks folder please make sure that the Windows Registry correctly points to the Railworks folder. This situation normally only happens when you have manually moved your Steam environment to another PC or Harddrive. You should always install Steam to the new location to fix the registry.

# TS Object Browser Index

Scenario Editor name	Provider	Object name
<b>WG DB BR 01 1056</b>	Rollmat_de	WG_DB_BR_01_1056
<b>WG DB BR 01 1075</b>	Rollmat_de	WG_DB_BR_01_1075
<b>WG DB BR 011 062-7</b>	Rollmat_de	WG_DB_BR_011_062-7



## Preload Consists

WG DB 01 1056 (light engine)

WG DB 01 1075 (light engine)

WG DR 011 062-7 (light engine)

WG DB 01 1056 w/DB 50s D-Zug

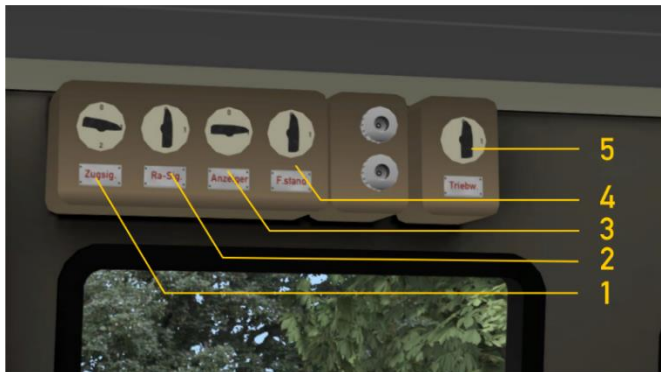
WG DB 01 1075 w/DB E28 Eilzug

WG DR 011 062-7 w/Interzonen-Zug






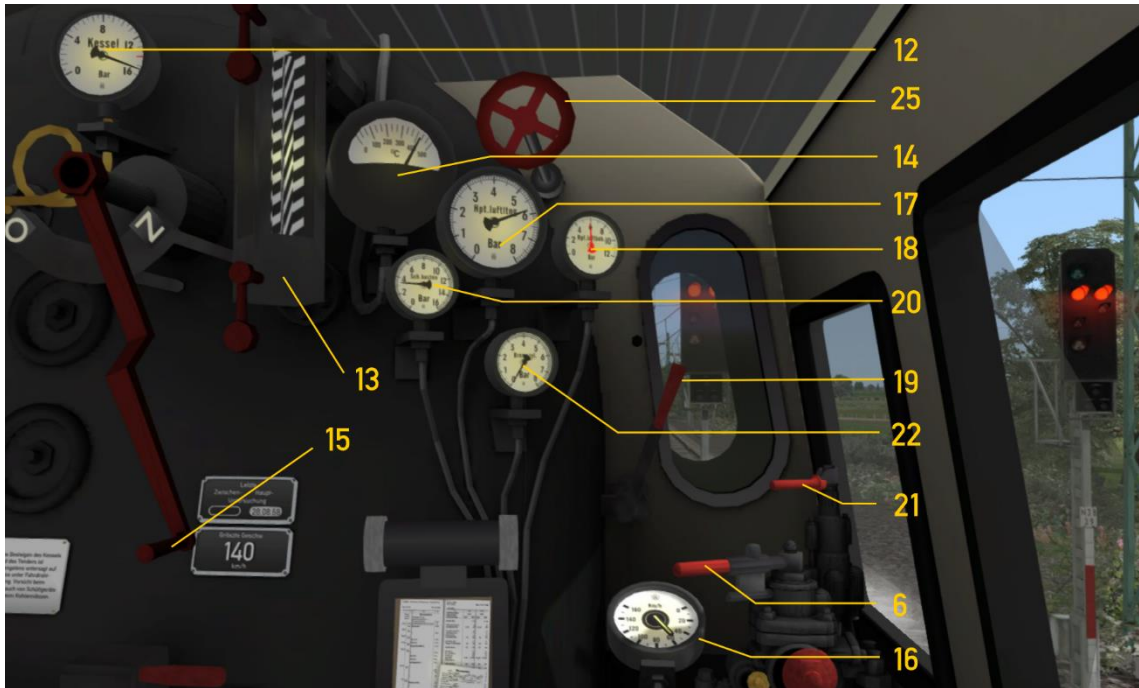
# Cab Operation



1	Train lights	H/SHIFT+H
2	Shunting lights	CTRL + F9
3	Panel lights	CTRL + F11
4	Driver cab light	CTRL + F12
5	Link motion lights	CTRL + F10

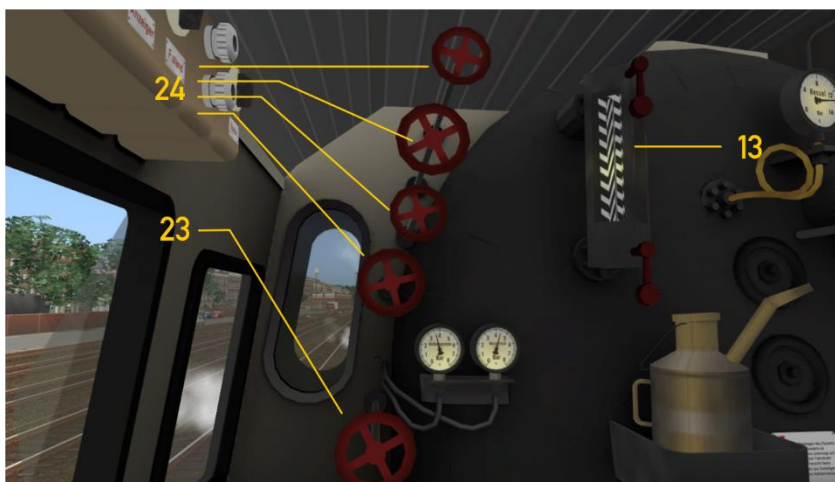


6	Train brake	: /'	9	Reverser	W / S
7	Firebox door	F/SHIFT+F	10	Cylinder cocks	C
8	Sander	X	11	Dampers	M/SHIFT+M



12	Boiler pressure		18	Main reservoir	
13	Water level		19	Whistle, long	SPACE
14	Pyrometer			Whistle, short	N
15	Regulator	A / D	20	Steam chest	
16	Speedometer		21	Engine brakel	[ / ]
17	Train brake pipe		22	Brake cylinder	
			25	Compressor	

Compressor and generator must be switched on before the engine can be driven (handwheel 25 or CTRL + 0).



13	Water level			
23	Blower	, / SHIFT + ,		
24	Injectors			

## Scenarios

### HAMBURG-LÜBECK: Bad Oldesloe to Hamburg



This Lübeck to Hamburg Special is part of a movies production and will be filmed between Bad Oldesloe and Hamburg Hbf. You are in a BR 01 10 with contemporary AB4üm DB coaches. Passengers here at Bad Oldesloe have already boarded, so you are ready to depart.

### KONSTANZ-VILLINGEN: SSN Sonderzug



A Dutch Steam Foundation (SSN) train has been chartered to drive a Preservation Special to Konstanz on a sunny afternoon in winter. Maximum speed is 140 Km/h.



## Retro Canvas Route: NVBS Sonderzug to Westeinde



On a weekend in 1974, the Dutch Association of Railway Friends (NVBS) celebrated its 40th anniversary by chartering a DB Series 01.10 for a number of specials. We will bring this Jubilee Train back to life with the 011 062-7 in the virtual TS environment of the Retro Canvas Route.



*Picture taken by Henk van Willigenburg in 1974 at the Amsterdam Dijkgracht railway yard with the simple camera he then owned.*

# Colophon/Credits

## Development and Production:

© Wilbur Graphics, Henk van Willigenburg ( [www.wilburgraphics.com](http://www.wilburgraphics.com) )

## Sound WG Dampflok:

We would like to thank Michel Rausch, Thorsten Gosny and Rene Puchelt for their suggestions for finishing sounds and to Hcc!trainsim member Studio 2561 for the whistle effects.

## Career Scenarios adapted from:

©Dovetail Games

## Tips and Advice:

ChrisTrains.com  
TrainworX (Paul Mersel)  
Ton van Schaik  
Reinhart 190963  
Stoker

## Szenarios:

Wilbur Graphics (Henk van Willigenburg)

## Testing:

Ton van Schaik, René 't Hooft

## Facebook:

*Wilbur Graphics*  
<https://www.facebook.com/wilburgraphicspage/>

Version 3.1 build 20230416

