

Coaches 1975-1995 for TS Classic



MANUAL

Version 1.0 build 20230915

Table of contents

Introduction.....	3
Installation Tips	4
General	4
Other tips.....	4
Retro Canvas Route	4
Browser name index.....	6
Preloads.....	8
Deutsche Bundesbahn/Deutsche Bahn.....	9
NS Reizigers	13
FS	14
SBB/CFF/FFS	15
Colophon/Credits	16

Disclaimer DoveTail Games Ltd.

IMPORTANT NOTICE. This is user generated content designed for use with DoveTail Games Limited's train simulation products, including Train Simulator Classic. DoveTail Games Limited does not approve or endorse this user generated content and does not accept any liability or responsibility regarding it.

This user generated content has not been screened or tested by DoveTail Games Limited. Accordingly, it may adversely affect your use of DoveTail Games's products. If you install this user generated content and it infringes the rules regarding user-generated content, DoveTail Games Limited may choose to discontinue any support for that product which they may otherwise have provided.

The RailWorks EULA sets out in detail how user generated content may be used, which you can review further here: www.railsimulator.com/terms. In particular, when this user generated content includes work which remains the intellectual property of DoveTail Games Limited and which may not be rented, leased, sub-licensed, modified, adapted, copied, reproduced or redistributed without the permission of DoveTail Games Limited."

Introduction

When the first version of TS Classic was disclosed in 2009 as Rail Simulator, it was not directly apparent what promise the new trainsim had for the immediate future. Not until the sim was rolled out in 2010 and 2011 as Railworks and quickly gained popularity in the community it became clear that there was a great need for modern rolling stock, a thought that was mainly felt within the HCC user group.

To meet this demand, Wilbur Graphics built a relatively large range of modern rolling stock in a relatively short period of time, which was also mainly an extension of the ChrisTrains product range. In those years, Railworks' performance was still a critical factor, so that the detailing of the models could not be subject to too high requirements. In addition, cracked versions of 3ds Max had to be used as building platform. The specific information for the development of Railworks objects in 3ds Max was only fragmentary available or missing. Sadly, knowledge within the HCC was only sparsely shared or, at times, kept closely secret, which of course adversely affected the characteristics of our trains.

Now, more than ten years later, those TS objects are still part of our program, but because in the last five or six years our attention has been focused on rolling stock from era III, the era IV stock has clearly lagged behind the possibilities offered by the improved performance of today's hardware in terms of quality. In the meantime, also many years ago, we have made the switch to Blender, an open source application with almost the same functionality as 3ds Max. At the same time, our WG rolling stock for era III has benefited greatly from the cooperation with TrainworX. These advanced methods have now also been applied when updating our range of Era IV rolling stock.

This release is a result of that activity and includes a complete range of WG passenger equipment that can be deployed in the period 1975-1995. Characteristically, this has been standardized according to UIC specifications, with UIC numbering and lettering. All carriages have been fitted with improved textures and details as part of this midlife update. Not unimportantly, all parts of this release are compatible with other Wilbur Graphics products, such as the Retro Canvas Route, the SE Tutorial Route and the tp4 versions of the NS 1100 and 1700. Although the *display names* (which are displayed as identification in the QuickDrive menu and in the Object Browser of the Scenario Editor) have occasionally been adjusted, the unique object IDs have remained unchanged.

This handbook presents the complete range of carriages within this release, with the rolling stock grouped by railway company, preceded by an index.

Installation Tips

General

The *WG_Coaches_EraIV* release by Wilbur Graphics has been made available as a .zip-file contains, apart from a *Readme_EN.txt*, the following items:

- Folder Manuals\Wilbur Graphics with English, Dutch and German language manuals:

WG_Reisezugwagen_EpIV_Handbuch_V1_0.pdf
WG_Coaches_EraIV_Manual_V1_0.pdf
WG_Rijtuigen_tp4_Handboek_V1_0.pdf

- installer *WG_Coaches_tp4_V10_build_20230915.exe*

After launching the installer, you will be prompted to

- Select a language for the installer (Dutch/English/French/German)
- Accept the License Terms (EULA)

See the *release notes.txt* for the latest changes and improvements.

Other tips

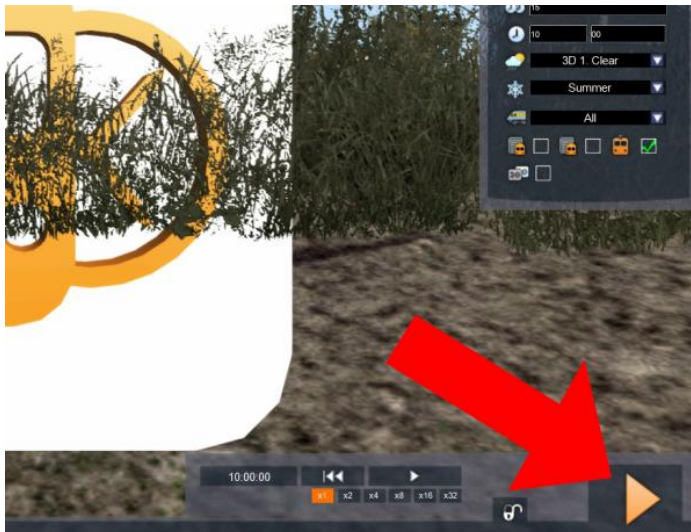
- The .zip file must be fully unpacked before you can begin the installation.
- If the installation software cannot find the Railworks folder on your system, the reference to this folder in the Windows registry may no longer be valid. This situation occurs if you have moved the Steam environment to another computer or disk drive. You solve this by repeating the installation of Steam.

Retro Canvas Route

After installing this release, the following window may appear at the start of a scenario ('Broken Consist'):



You can solve this simply by clicking on the EDIT box. TS Classic now starts the Scenario Editor. The following screen will then be displayed:



All you have to do is click the DRIVE button, at the bottom right corner of the screen. The SE will request a confirmation:



Click YES and the scenario will just start now as well as in future.

Browser name index

Rolling stock in this release has been organized into three product folders under the TS Assets folder Wilbur Graphics, viz. Rolling mat, Rollmat_de, Rollmat_FS and Rollmat_SBB.

Furthermore, for logistical reasons, it was decided to place the DB-International carriages in two identical subfolders (Rolling mat\DB_119_ABpmz and Rollmat_de\ DB_119_ABpmz, respectively).

Deutsche Bundesbahn/Deutsche Bahn

<i>Folder</i>	<i>Display name NL/EN</i>	<i>Display name DE</i>
DB_119_ABpmz	WG DB 119 Apmz	WG DB 119 Apmz
DB_119_ABpmz	WG DB 119 Bpmz	WG DB 119 Bpmz
DB_ABüm4	WG DB Am232	WG DB Am232
DB_ABüm4	WG DB ABm232	WG DB ABm232
DB_ABüm4	WG DB Bm232	WG DB Bm232
DB_ABüm4	WG DB BDm232	WG DB BDm232
DB_Postmrz	WG DB Postmrz 73	WG DB Postmrz 73
DSG_WL_ABümh4	WG DSG WLABüm36	WG DSG WLABüm36
DSG_WRüm4	WG DSG WRüm4	WG DSG WRüm4

NS Reizigers

<i>Folder</i>	<i>Display name NL/EN</i>	<i>Display name DE</i>
NS_ICR_ABpmz	WG NS ICR Apmz	WG NS ICR Apmz
NS_ICR_ABpmz	WG NS ICR BDpmz	WG NS ICR BDpmz
NS_ICR_ABpmz	WG NS ICR Bpmz	WG NS ICR Bpmz

FS

<i>Folder</i>	<i>Display name NL/EN</i>	<i>Display name DE</i>
FS_UIC_X	WG FS BRz 78 000 (B)	WG FS BRz 78 000 (B)

SBB/CFF/FFS

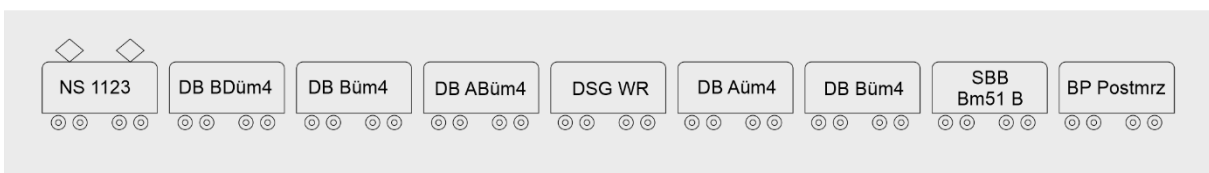
<i>Folder</i>	<i>Display name NL/EN</i>	<i>Display name DE</i>
SBB_Bm_51	WG SBB Bm51 80 028 (AB)	WG SBB Bm51 80 028 (AB)
SBB_Bm_51	WG SBB Bm51 30 057 (B)	WG SBB Bm51 30 057 (B)



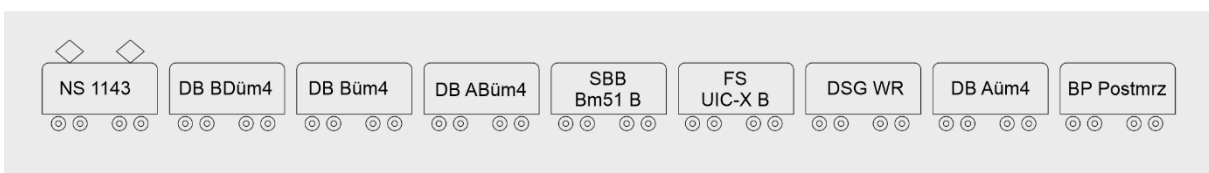
Preloads




The following preload consists are part of the release:



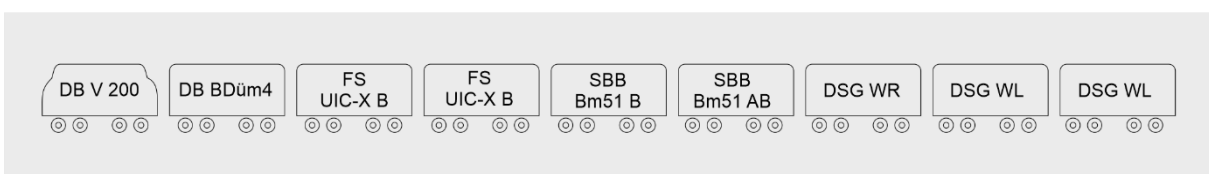
WG NS 1123 with international express



WG NS 1143 with international express



WG NS 1734 with Holland-Italia Express



DTG DB V 200 with Holland-Italia Express

Deutsche Bundesbahn/Deutsche Bahn



WG DB 119 Apmz



WG DB 119 Bpmz



WG DB Am232



WG DB ABm232



WG DB BDm232



WG DB Bm232



WG DB Postmrz



WG DSG WLABüm36



WG DSG WRüm4

NS Reizigers



WG NS ICR Apmz



WG NS ICR Bpmz



WG NS ICR BDpmz

FS



WG FS BRz 78 000 (B)

SBB/CFF/FFS



WG SBB Bm51 80 028 (AB)



WG SBB Bm51 30 057 (B)

Colophon/Credits

Development and production:

© Wilbur Graphics, Henk van Willigenburg (www.wilburgraphics.com)

Tips and advice:

ChrisTrains.com

TrainworX (Paul Mersel)

Ton van Schaik

Reinhart190953

Testing:

Ton van Schaik

Facebook:

Wilbur Graphics

<https://www.facebook.com/wilburgraphicspage/>

Versie 1.0 build 20230915

