

Coaches 1945-1965 for TS Classic



USER MANUAL

Version 1.0 build 20250215

Table of Contents

Introduction.....	3
Installation tips.....	4
General.....	4
Other tips.....	4
Browser name index.....	5
Preloads.....	8
Pictures Section.....	11
CIWL.....	11
Deutsche Bundesbahn.....	12
Dutch State Railways.....	13
Colophon/Credits.....	17

Disclaimer DoveTail Games Ltd.

IMPORTANT NOTICE. This is user generated content designed for use with DoveTail Games Limited's train simulation products, including Train Simulator Classic. DoveTail Games Limited does not approve or endorse this user generated content and does not accept any liability or responsibility regarding it.

This user generated content has not been screened or tested by DoveTail Games Limited. Accordingly, it may adversely affect your use of DoveTail Games's products. If you install this user generated content and it infringes the rules regarding user-generated content, DoveTail Games Limited may choose to discontinue any support for that product which they may otherwise have provided.

The RailWorks EULA sets out in detail how user generated content may be used, which you can review further here: www.railsimulator.com/terms. In particular, when this user generated content includes work which remains the intellectual property of DoveTail Games Limited and which may not be rented, leased, sub-licensed, modified, adapted, copied, reproduced or redistributed without the permission of DoveTail Games Limited."

Introduction

Since our products could be downloaded as freeware from the Wilbur Graphics website, we have continued to expand the range of classic and modern railway stock for TS Classic. This release is the counterpart of the package with era IV carriages. In this bundle you will not only find four-axle carriages from the 1930s in their original green version with first, second and third classes, but also in their postwar NS blue livery, when the third class was abolished.

This release includes a complete range of WG passenger equipment that can be used in the period 1945-1965, which has been expanded for this occasion with representatives of the numerous C 6400 series, better known as the C12c. Carriage NS 6478, which is the only preserved example of 85 units and is currently being restored at the SGM, is also part of the release.

Importantly, all TS objects in this release are compatible with other Wilbur Graphics products, such as the Berkendam Route and the NS locomotives from the same period. Although the display names (which are shown as identification in the QuickDrive menu and in the Object Browser of the Scenario Editor) have been adjusted here and there, while their unique object IDs have remained unchanged.

This manual presents the complete range of carriages within the release, with rolling stock grouped by railway company, preceded by an index. The preloads will be pulled by locos of series 2100, 3700 or 1100. These engines are also part of the release.

Installation tips

General

The *WG_Coaches_Era III* release by Wilbur Graphics has been made available as a .zip-file and contains, apart from a `Readme_EN.txt`, the following items:

- Folder Manuals\Wilbur Graphics with English, Dutch and German language manuals:

```
WG_Coaches_EraIII_Manual_V1_0.pdf
WG_NS_1100_manual_EN_V1_41.pdf
WG_NS_2100_manual_V1_0.pdf
WG_NS_3700_manual_V2_1.pdf
```

```
WG_Reisezugwagen_EpIII_Handbuch_V1_0.pdf
WG_NS_1100_handbuch_DE_V1_41.pdf
WG_NS_2100_Handbuch_V1_0.pdf
WG_NS_3700_Handbuch_V2_1.pdf
```

```
WG_Rijtuigen_tp3_Handboek_V1_0.pdf
WG_NS_1100_handleiding_NL_V1_41.pdf
WG_NS_2100_handleiding_V1_0.pdf
WG_NS_3700_handleiding_V2_1.pdf
```

- installer `WG_Coaches_tp3_V10_build_20250215.exe`

After launching the installer, you will be prompted to

- Select a language for the installer (Dutch/English/French/German)
- Accept the License Terms (EULA)

See the `release_notes.txt` for the latest changes and improvements.

Other tips

- The .zip file must be fully unpacked before you can begin the installation.
- If the installation software cannot find the Railworks folder on your system, the reference to this folder in the Windows registry may no longer be valid. This situation occurs if you have moved the Railworks environment to another computer or disk drive. You solve this by repeating the installation of Railworks from Steam.

Browser name index

Rolling stock in this release has been organized into three product folders under the TS Assets folder Wilbur Graphics, viz. Rolling mat, Rollmat_de and Rollmat_NS.

CIWL

Folder	Display name NL/EN	Display name DE	Rem.
Rollmat_NS\CIWL_Orex	WG CIWL Orient F 1287	WG CIWL Orient F 1287	
	WG CIWL Orient PS 4035	WG CIWL Orient PS 4035	
	WG CIWL Orient VL 3496	WG CIWL Orient VL 3496	
	WG CIWL Orient WR 4008	WG CIWL Orient WR 4008	

Deutsche Bundesbahn

Folder	Display name NL/EN	Display name DE	Rem.
Rollmat_de\DB_E28	WG DB E28 A4u	WG DB E28 A4ü	
	WG DB E28 AB4u	WG DB E28 AB4ü	
	WG DB E28 B4u	WG DB E28 B4ü	
	WG DB E28 PwPost4u	WG DB E28 PwPost4ü	
	WG DB E28 WL4u	WG DB E28 WL4ü	
	WG DB E28 WR4u	WG DB E28 WR4ü	

Nederlandse Spoorwegen

Folder	Display name NL/EN	Display name DE	Rem.
Rollend mat\ NS_AB_6100	WG NS AB 6117	WG NS AB 6117	1
	WG NS BC 6017	WG NS BC 6017	
	WG NS C 6922	WG NS C 6922	
Rollend mat\ NS_AB_7201	WG NS A 7217 bl	WG NS A 7217 bl	2
	WG NS AB 7216	WG NS AB 7216	
	WG NS B 7284 bl	WG NS B 7284 bl	
	WG NS C 7202	WG NS C 7202	
Rollend mat\ NS_AB_7521	WG NS AB 7521	WG NS AB 7521	3
	WG NS C 7157	WG NS C 7157	
Rollend mat\ NS_D_7521	WG NS D 7521	WG NS D 7521	4
	WG NS D 7622	WG NS D 7622	5

Folder	Display name NL/EN	Display name DE	Rem.
Rollend mat\ NS_D6000\ WG_NS_D6061	WG NS D 6061 gr	WG NS D 6061 gr oxox	6
	WG NS D 6063 gr	WG NS D 6063 gr	
	WG NS D 6064 gr	WG NS D 6064 gr	
	WG NS D 6066 gr	WG NS D 6066 gr	
Rollend mat\ NS_D6000\ WG_NS_D6061bl	WG NS D 6062 bl	WG NS D 6062 bl	
	WG NS D 6065 bl	WG NS D 6065 bl	
	WG NS D 6067 bl	WG NS D 6067 bl	
Rollend mat\ NS_Mat_24\ABec_bl	WG NS Mat 24 bl AB 8527	WG NS Mat 24 bl AB 8527	
Rollend mat\ NS_Mat_24\Bec_bl	WG NS Mat 24 bl B 8501	WG NS Mat 24 bl B 8501	

Remarks

1. Wooden 4-axel compartment coaches
2. Nickname: Oval Windows
3. Inland services only
4. Steel brake van, 4 doors
5. idem, postwar blue livery
6. Steel brake van, 3 doors

Folder	Display name NL/EN	Display name DE
Rollmat_NS\NS_1100_tp3	WG NS 1112 tp3	WG NS 1112 tp3
	WG NS 1122 tp3	WG NS 1122 tp3
	WG NS 1125 tp3	WG NS 1125 tp3
Rollmat_NS\NS_2100	WG NS 2109 tp3	WG NS 2109 Ep III
	WG NS 2126 tp3	WG NS 2126 Ep III
	WG NS 2135 tp3	WG NS 2135 Ep III
	WG NSM 2104	WG NSM 2104
Rollmat_NS\NS_C_6400	WG NS B 6404	WG NS B 6404
	WG NS B 6417	WG NS B 6417
	WG NS B 6447	WG NS B 6447
	WG NS B 6478	WG NS B 6478
	WG NS C 6404	WG NS C 6404
	WG NS C 6417	WG NS C 6417
	WG NS C 6447	WG NS C 6447
	WG NS C 6478	WG NS C 6478
Rollmat_NS\NS_D_6060	WG NS D 6061	WG NS D 6061
	WG NS D 6064	WG NS D 6064
	WG NS D 6066	WG NS D 6066
Rollmat_NS\NS_Plan_E	WG NS Plan E A6547	WG NS Plan E A6547
	WG NS Plan E B6605	WG NS Plan E B6605
	WG NS Plan E B6712	WG NS Plan E B6712
	WG NS Plan E P7921	WG NS Plan E P7921
	WG NS Plan E RD6906	WG NS Plan E RD6906

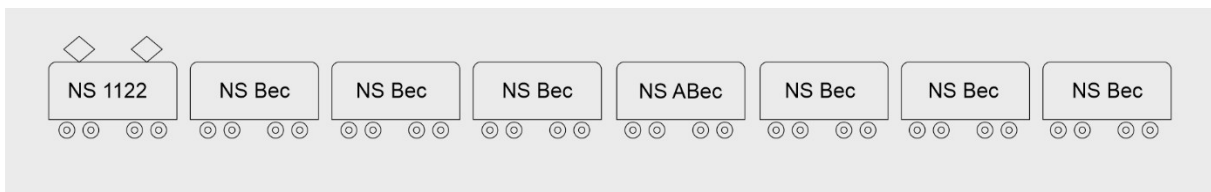
Preloads

The following consists are part of the release:



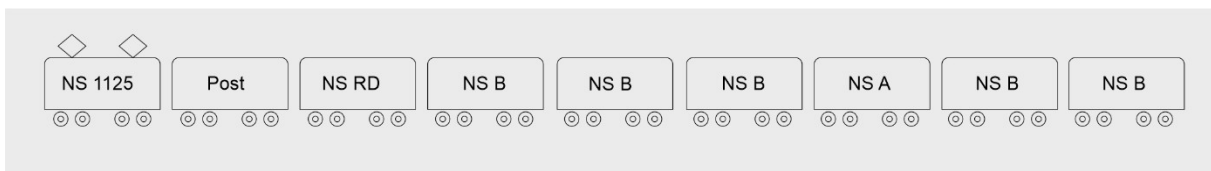
WG NS 1125 met sneltrein/with express passenger

After the abolition of the third class, the C12cs were upgraded to 2nd class carriages. In their new blue outfit for a number of years they could be found in inland service, e.g. behind an 1100 in domestic traffic of in leave trains.




WG NS 1122 tp3 m/w mat '24 stam/rake

When modern EMUs were entering service, Mat24 carriages became available, which were renumbered and painted blue. This type of consists were also pressed into service as leave trains.



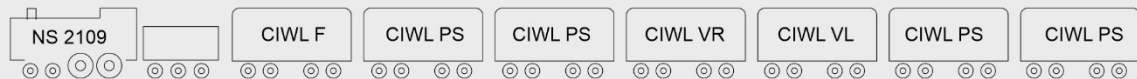
WG NS 1125 tp3/era III m/w Plan E P.RD.AB.B

In the 1950s, the Dutch State Railways ordered a large series of Plan E type carriages for inland passenger services. Here a Plan E rake is pulled by an 1100.



WG NS 2135 Int. D-trein /Int. Express Service

Around 1950 the last HSM locomotives could also be observed in front of international express trains, as in this case with Dutch and German stock of prewar origin.



WG NS 2109 met/with Etoile du Nord

Many photos show a 2100 for the Etoile du Nord, known in the Netherlands as Noordster. This train service connected Amsterdam with the Gare du Nord in Paris.



WG NS 2126 met stoptrein/with passenger local

This train, which is composed of compartment cars, could also have run in this composition because the last wooden stock was taken out of service in 1956.



WG NS 2135 met sneltrein/with express passenger

Shortly before the Second World War, the railways had a series of D train carriages built that were intended for domestic traffic. In this rake of predominantly C12c stock, the better situated passenger could have taken a seat in the AB 7521.



WG NS 3737 era III / tp3 D-trein / express passenger service

As we know, the 3700 series also formed the backbone of Dutch steam traction in the 1950s. Here the type is pulling an international express train.



WG NS 3820 era III / tp3 stoptrein / local passenger service

In addition to a 3-door steel brake van, this train is completely composed of redundant Mat24 carriages, still in their original green color.



Pictures Section

CIWL



Pullman Salon 4035



Voiture Restaurant 4008



Voiture Lits 3496



Fourgon 1287

Deutsche Bundesbahn



E28 A / AB / B 4ü



DSG E28 WR 4ü



DSG E28 WL 4ü



PwPost 4ü

Dutch State Railways



NS 2100 (ex-HSM 501-535)



NS 3700



NS 1100



Four axle compartment carriages AB / BC / C



Steel compartment carriages C12c Series C 6400



Series B 6400 (from ca. 1956 on)



Series AB 7500 – inland services stock



Mat24 stock A / B



Mat 24 stock A / AB (from ca. 1956 on)



International service 6-door steel brake van



... and in blue livery (from ca. 1956 on)



Inland service 4-door steel brake van



... and in blue livery (from ca. 1956 on)

Colophon/Credits

Development and production:

© Wilbur Graphics, Henk van Willigenburg (www.wilburgraphics.com)

Tips and advice:

ChrisTrains.com
Ton van Schaik
Reinhart190953

Testing:

Reinhart190953, Ton van Schaik

Facebook:

Wilbur Graphics
<https://www.facebook.com/wilburgraphicspage/>

Version 1.0 build 20250215

